



Vertex

# Synapse Bootcamp

Module 19

Introduction to Threat Intelligence in Synapse

---

v0.4 - May 2024



# Objectives

- Describe the key components of Synapse's threat intel model
- Use the Research Tool to lift and explore threat intel data
- Understand the purpose of the Threat Intel Workflow
- Use the Workflow to view, create, and link threat intel data



# Threat Intel in Synapse



# Threat Intel Model

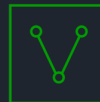
- Define forms to represent important concepts and activity
  - "Threat group", "vulnerability", "compromise"
- The form records essential information
  - Who / what / when / where / why / how
- Because information is **structured** we can query it!



# Threat Intel Forms

Category	Example Data	Forms
risk:*	Threat clusters Malware Families Vulnerabilities Activity	risk:threat risk:tool:software risk:vuln risk:alert risk:attack risk:compromise
ou:*	Threats / targets / victims Industries Campaigns Goals Techniques	ou:org ou:industry ou:campaign ou:goal ou:technique
it:*	Malware / software	it:prod:soft

# risk:threat



Threat Cluster / risk:threat	
Property	Description
:country:code / :org:loc	Optional ISO2 country code and / or location string for the threat
:desc	Brief description of the threat
:org:name / :org:names	Primary & alternate names for the threat
:reporter:name	Organization reporting on the threat
:tag	Tag to annotate nodes associated with the threat

NODE	ALL TAGS	ALL PROPS
▪ risk:threat		09c4a3deca1602e5e4a16a6d0f314676
▪ :country:code	cn	
▪ :desc		Threat activity Microsoft tracks as Rasp...
▪ :org:loc	cn	
▪ :org:name		raspberry typhoon
▪ :org:names		(apt30, lotusblossom, radium)
▪ :reporter		1d9e57f7efa77c3379c2c6eed5aa945c
▪ :reporter:name		microsoft
▪ :tag		rep.microsoft.raspberry_typhoon



# risk:tool:software

Software / risk:tool:software	
Property	Description
:desc	Brief description of the software
:reporter:name	Organization reporting on the software
:soft:name / :soft:names	Primary & alternate names for the software
:tag	Tag used to annotate nodes associated with the software

NODE	ALL TAGS	ALL PROPS
▪ risk:tool:software		f2c8aff6ca810998aa45b6daba36235b
▪ :desc		Malware family Kaspersky Lab tracks as Q...
▪ :reporter		daf5b14e63edafcb24744a0498d7ce95
▪ :reporter:name		kaspersky
▪ :soft:name		queenofhearts
▪ :soft:names		(powerpool,)
▪ :tag		rep.kaspersky.queenofhearts



# Threat Intel Activity

- Capture key information about activity at various levels

Activity	Description	Can be Associated With
risk:alert	Notification of a risk, vulnerability, or threat	risk:attack
risk:attack	Unauthorized action attempted against a target	risk:compromise ou:campaign
risk:compromise	One or more unauthorized actions successfully carried out against a target	ou:campaign
ou:campaign	A set of activity carried out by an organization to achieve a goal	ou:conflict



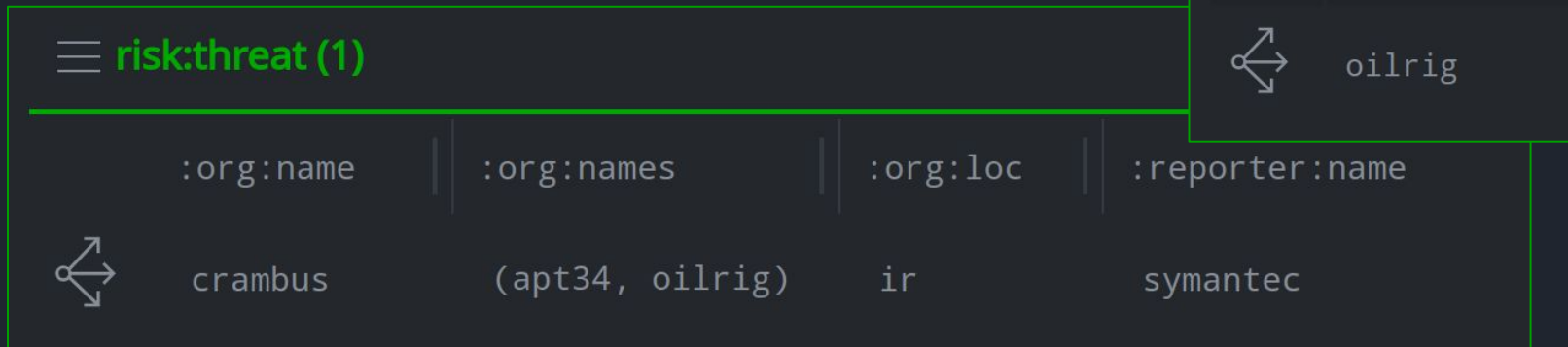


# Common Properties



# Name / Names

- Many threat intel objects can have multiple names
  - Lift / pivot through individual **name**
  - Map multiple names to one **object**





# Reporter / Reporter Name

- Use when the **source** is important
- Reporting on threats and malware varies widely
  - Microsoft vs. Mandiant vs. Kaspersky...
- Reporting on vulnerabilities or compromises may not

≡ risk:compromise (1)							
	:name	:time	:lasttime	:reporter::name	:attacker::orgname	:target::orgname	:desc
	compromise of alcoa	2008/02/01...	2008/06/30 ...	us department of justice	pla unit 61398	alcoa	Compromise of Alcoa by threat actors associated with PLA Unit 61398 ("APT1") from approximately February 2008 through June 2008, as described by the U.S. Department of Justice.



# Tag

- As **labels**, tags give us context
  - #rep.eset.sednit ("ESET associates this with Sednit")
  - What the heck is "Sednit" ?
- With the **:tag** property:
  - We link the tag to "what the tag represents"
  - We can use the tag to annotate "evidence"

Tabular

Scroll to Form

ou:technique (1)

:name	:tag	:mitre:attack:technique
spearphishing attachment	cno.ttp.phish.attach	T1566.001

inet:email:message:attachment (1)

:message::date	:message::from	:message::to	:file
2017/04/26 07:13:46	seniha.birandcinar@mfa.gov.ct.tr	michelle_goh@mfa.gov.sg	sha256:026e9e1cb1a9c2bc0631726cacdb208e70423566604

NODE ALL TAGS ALL PROPS

inet:email:message:attachment

(0bf3cbaa27b62b5e2ff4af1067d14404, sha256:026e9e1cb1a9c2bc0631726cacdb208e70423566604)

:file

sha256:026e9e1cb1a9c2bc0631726cacdb208e70423566604

:message

0bf3cbaa27b62b5e2ff4af1067d14404

:name

iran\_north-korea\_russia\_20170420.docx

:created

2023/10/05 17:37:35.987

+ Add Tags

cno.ttp.phish.attach



# Threat Intel Relationships



# Threat Intel Relationships

- Threat intel objects commonly connected by **light edges**
- Uses:

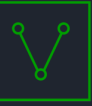
```
risk:threat -(uses)> risk:tool:software
```

```
risk:attack -(uses)> ou:technique
```

- Targets:

```
risk:threat -(targets)> ou:org
```

```
risk:threat -(targets)> pol:country
```



# Threat Intel Demo



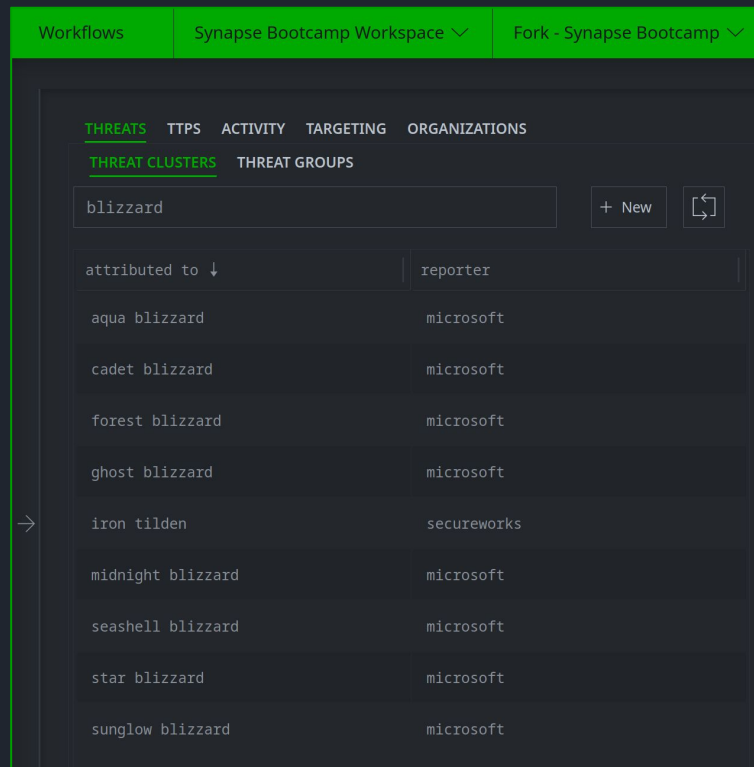
# Vertex Threat Intel Workflow





# Threat Intel Workflow

- Installed by the Vertex-Threat-Intel Power-Up
- Custom UI to work with threat data
  - o Search / view / create threat intel objects
  - o Link / unlink objects
    - -(uses)>
    - -(targets)>
    - -(refs)>
- **Simplifies** working with threat data





# Threat Intel Workflow Demo



# Workflow vs. Research Tool

Workflow	Research Tool
Work with key forms / properties	Work with all forms / properties
Custom UI to focus on specific tasks	Designed for generic analysis
Simple and intuitive	Powerful and flexible

You can easily switch between the Workflow and the Research Tool!



# Summary

- The **threat intel** model captures "higher level" threat data
  - View and query just like other data
  - Compare and contrast reporting
  - Cross-reference reporting across organizations
- The **threat intel workflow** makes it easier to work with threat data
  - Easily view, create, and link objects